


Radiador de óleo resfriado a ar

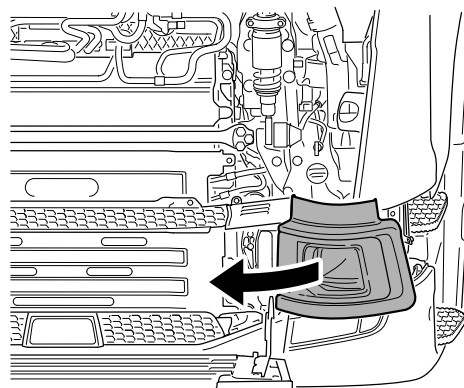
Remoção - Radiador de óleo resfriado a ar

1. Referência de drenagem do sistema de óleo *em breve.*

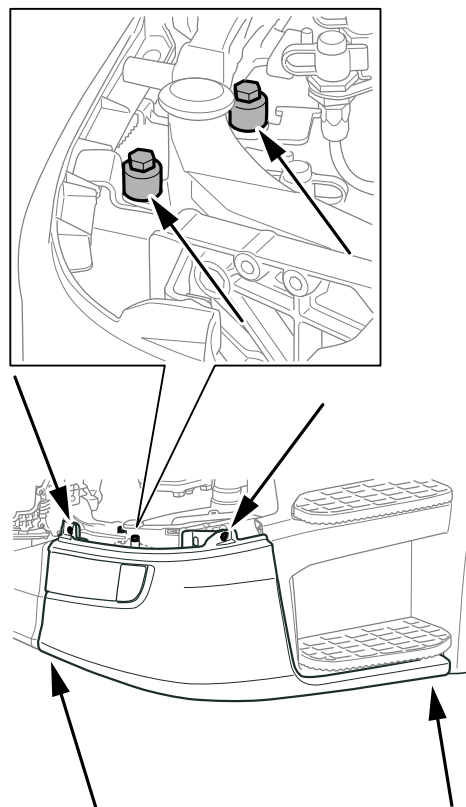
2. Abra os painéis da grade frontal.



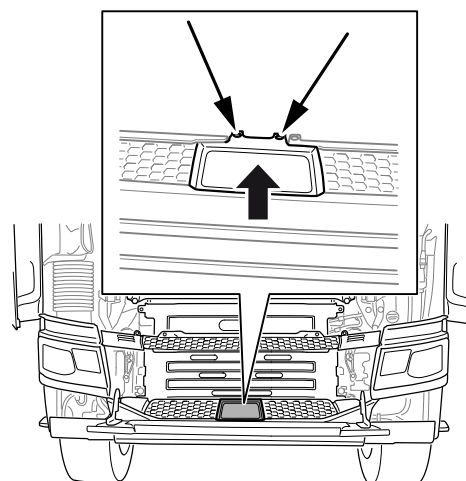
3. Instale os faróis principais,



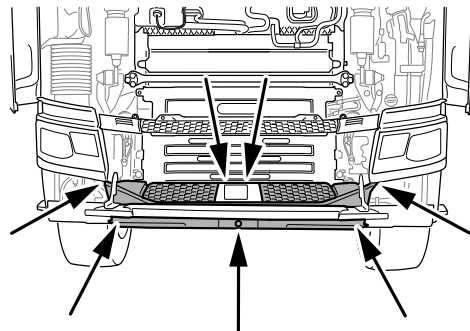
4. Remova os cantos do para-choque dos dois lados.



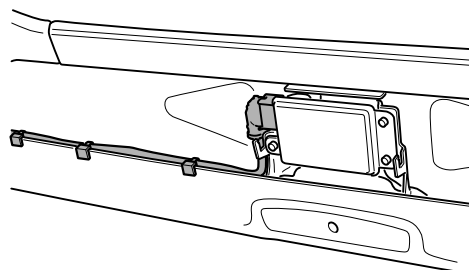
5. Remova a tampa do sensor de distância.



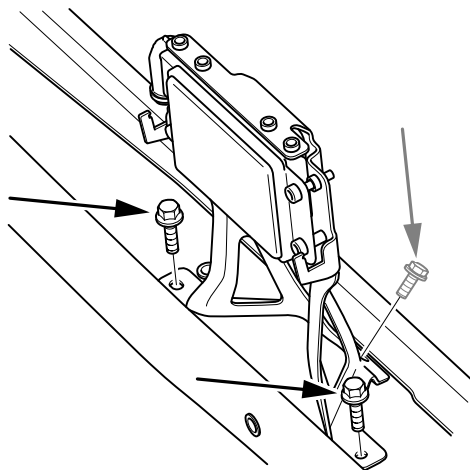
6. Remova a tampa do para-choque.



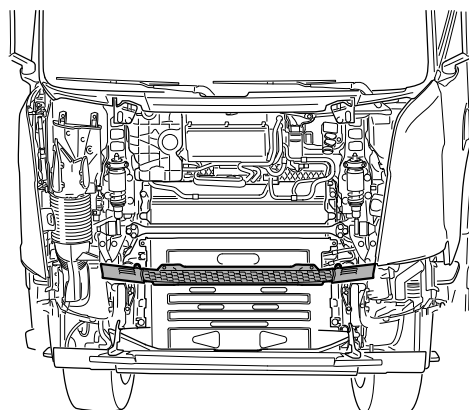
7. Solte a conexão ao sensor de distância.



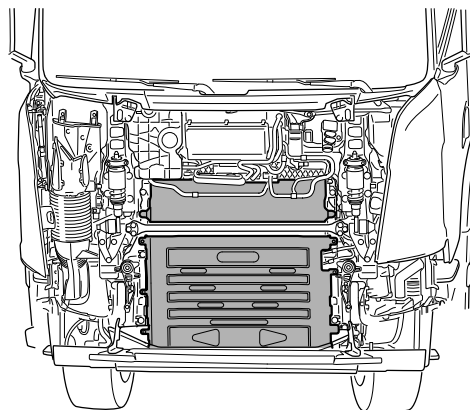
8. Remova o conjunto e o suporte do sensor de distância, se instalados, da proteção inferior ou do para-choque.



9. Remova a parte fixa da dianteira.



10. Remova a tela de proteção do radiador.



11. Afrouxe as conexões de tubo.
Remova o radiador de óleo.

